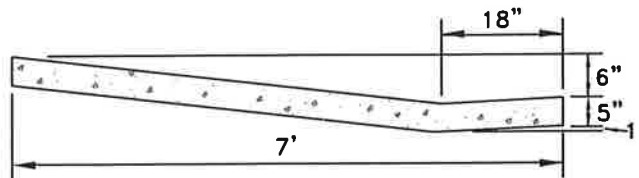


DRIVEWAY ENTRANCE DETAIL

NOTE:

1. CONCRETE TO HAVE A COMPRESSIVE STRENGTH OF 3000 PSI AT A MINIMUM OF 28 DAYS.
2. DISTANCE TO CROWN POINT MAY VARY TO MEET GRADING REQUIREMENTS
3. SAW CUT CURB AND GUTTER FOR DRIVEWAY ENTRANCE INSTALL 3/4" ASPHALT IMPREGNATED FIBER EXPANION JOINTS FULL DEPTH WITH 3-5/8"x12" SMOOTH DOWELS. DRILL AND TAP ONE END OF EACH DOWEL A MINIMUM OF 6" INTO EXISTING CURB AND GUTTER. 2 DOWELS IN GUTTER AND 1 DOWEL IN CURB. GREASE AND CAP OR WRAP END OF DOWELS IN DRIVEWAY SECTION.



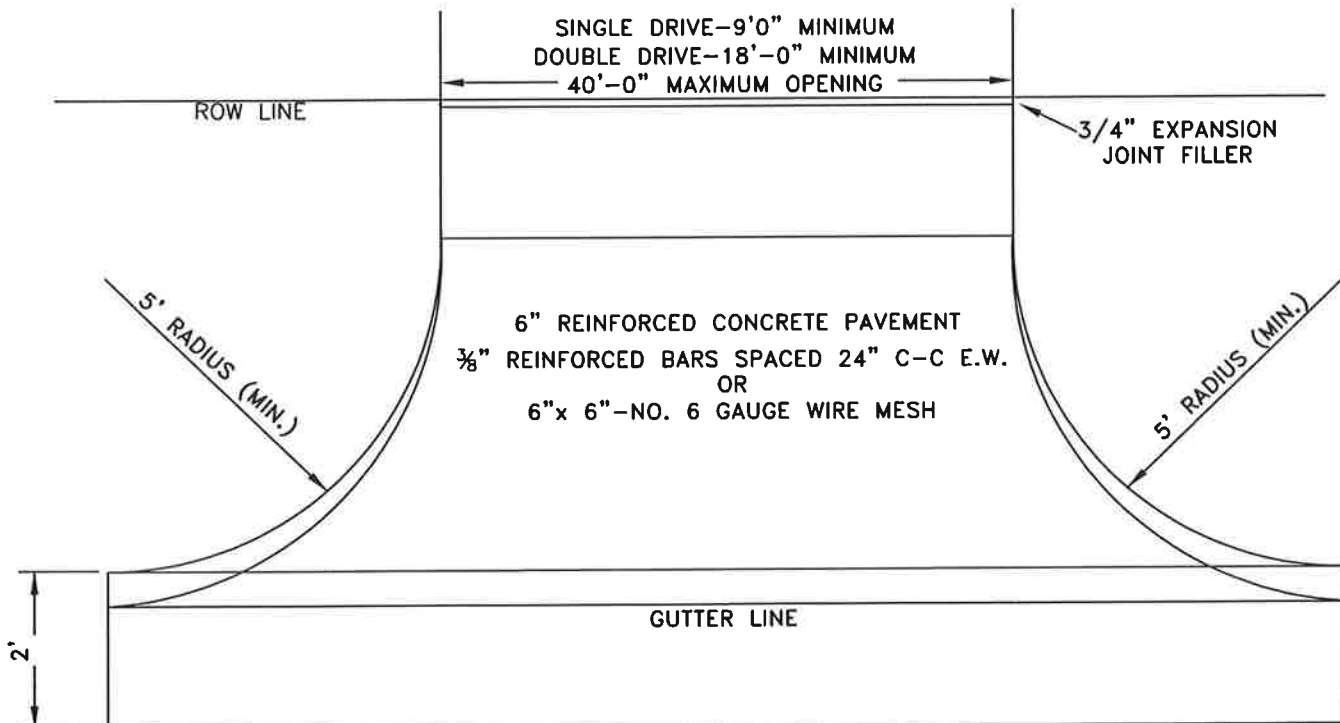
SECTION

CITY OF JASPER

PUBLIC WORKS DEPARTMENT
P. O. BOX 610
JASPER, TEXAS 75951
PHONE (409) 383 2214

STREET STANDARDS

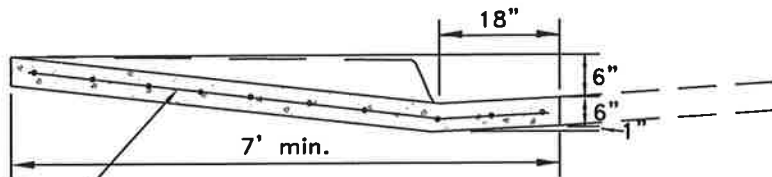
TYPICAL DRIVEWAY LAYOUT



DRIVEWAY ENTRANCE DETAIL

NOTE:

1. CONCRETE TO HAVE A COMPRESSIVE STRENGTH OF 3000 PSI AT A MINIMUM OF 28 DAYS.
2. DISTANCE TO CROWN POINT MAY VARY TO MEET GRADING REQUIREMENTS
3. SAW CUT CURB AND GUTTER FOR DRIVEWAY ENTRANCE. INSTALL 3/4" ASPHALT IMPREGNATED FIBER EXPANION JOINTS FULL DEPTH WITH 3 5/8" x 12" SMOOTH DOWELS. DRILL AND TAP ONE END OF EACH DOWEL A MINIMUM OF 6" INTO EXISTING CURB AND GUTTER. 2 DOWELS IN GUTTER AND 1 DOWEL IN CURB. GREASE AND CAP OR WRAP END OF DOWELS IN DRIVEWAY SECTION.



#3 @ 24" C-C E.W. OR
6"x6"-NO.6 GAUGE WIRE MESH

SECTION

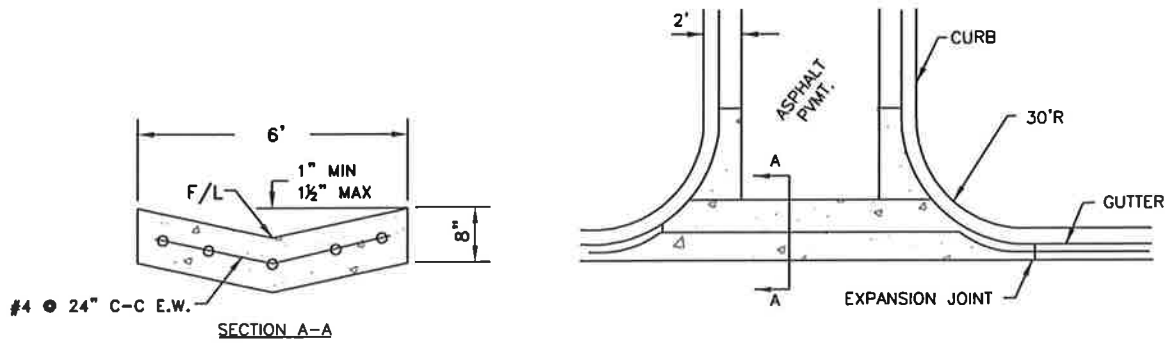
CITY OF JASPER

PUBLIC WORKS DEPARTMENT
P. O. BOX 610
JASPER, TEXAS 75951
PHONE (409) 383 2214

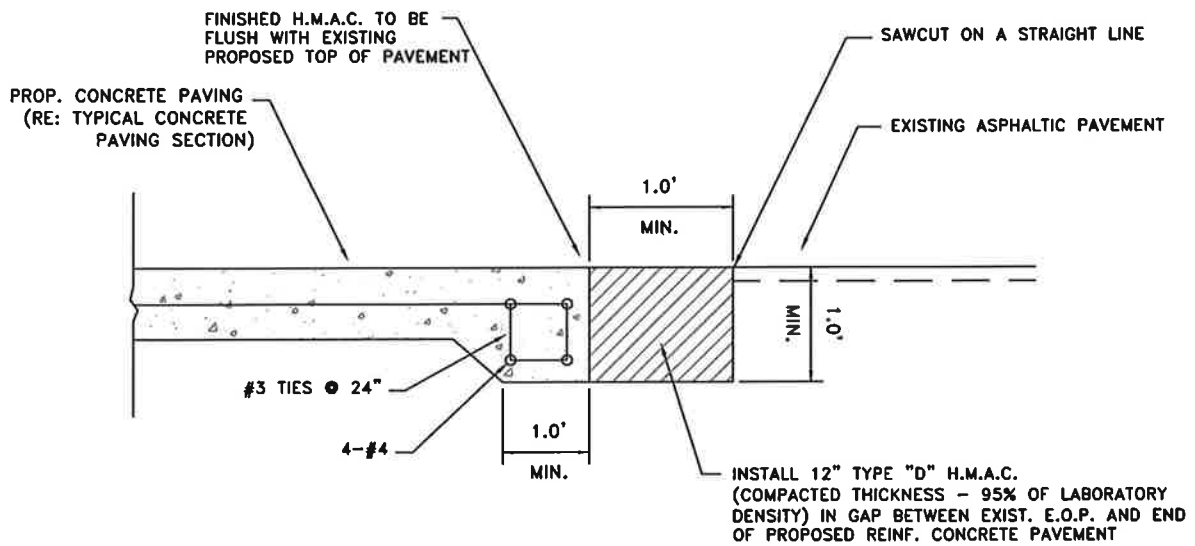
STREET STANDARDS

TYPICAL DRIVEWAY LAYOUT

07



VALLEY GUTTER DETAIL
FOR
ASPHALT STREET ALTERNATE



PAVEMENT TIE-IN DETAIL

CITY OF JASPER
PUBLIC WORKS DEPARTMENT
P. O. BOX 610
JASPER, TEXAS 75951
PHONE (409) 383 2214

STREET STANDARDS

MISCELLANEOUS DETAILS

05